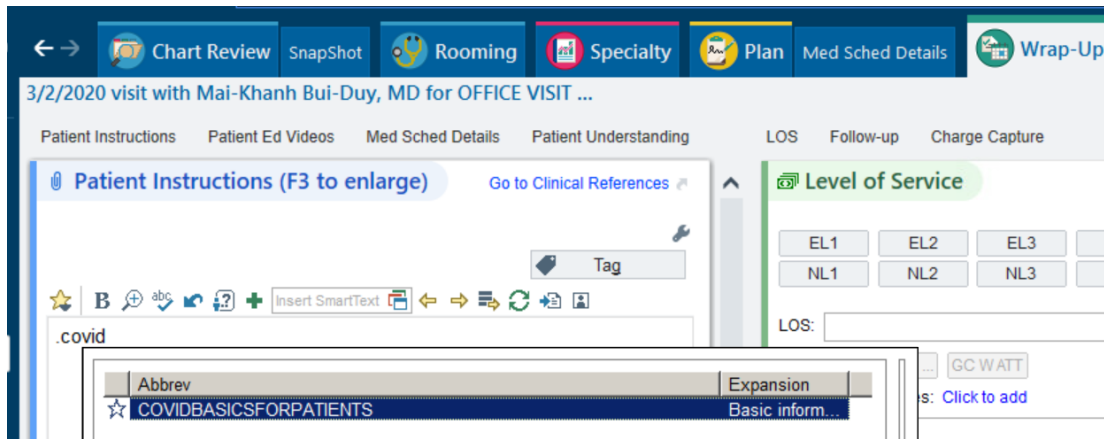


Providers receiving requests for information about COVID-19 can use a standard communication template to provide patients with current information and recommendations during standard visit and letter encounters.

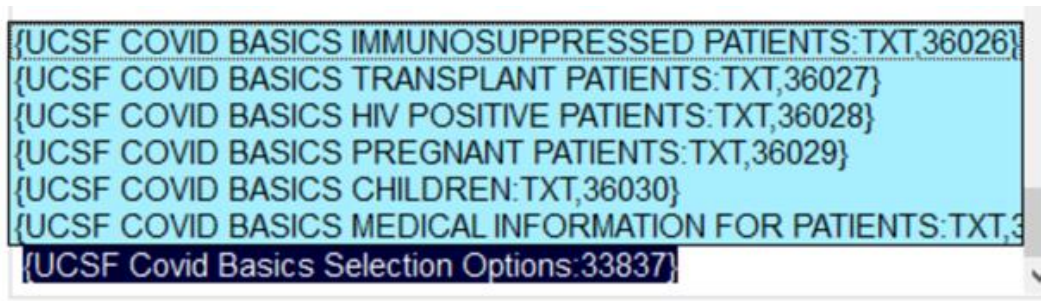
Providing COVID Information from a Clinic Visit or Telehealth Visit

Navigate to the patient instructions section of the Wrap Up tab and type **.covid** to pull in the *Covid Basics for Patients* instructions template.



The instructions will pre-populate with the standard information for all patients. Click F2 to jump to the list of selection options and select the additional instructions that are appropriate for the patient. Options include:

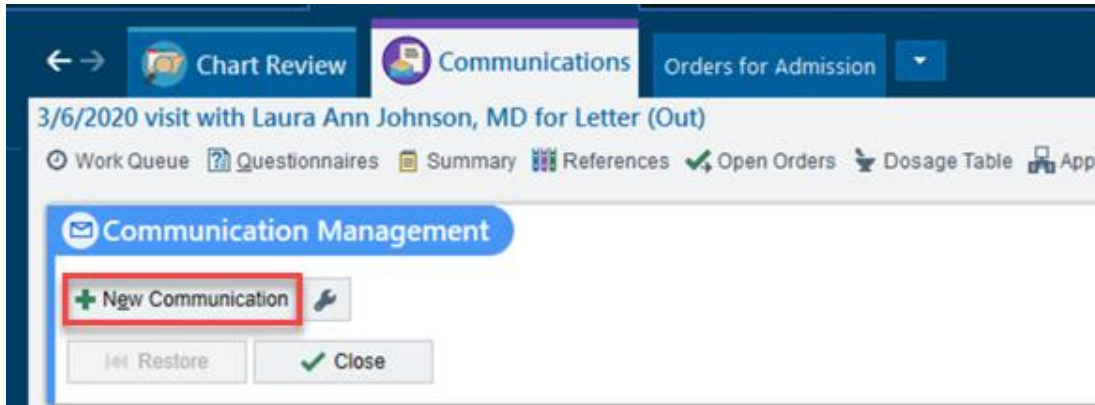
- Immunosuppressed patients
- Transplant patients
- HIV patients
- Pregnant patients
- Children
- Medical information for all patients



Select all that apply. The instructions will be included in the AVS and/or can be printed separately if needed.

Providing COVID Information from a Letter (out) Encounter

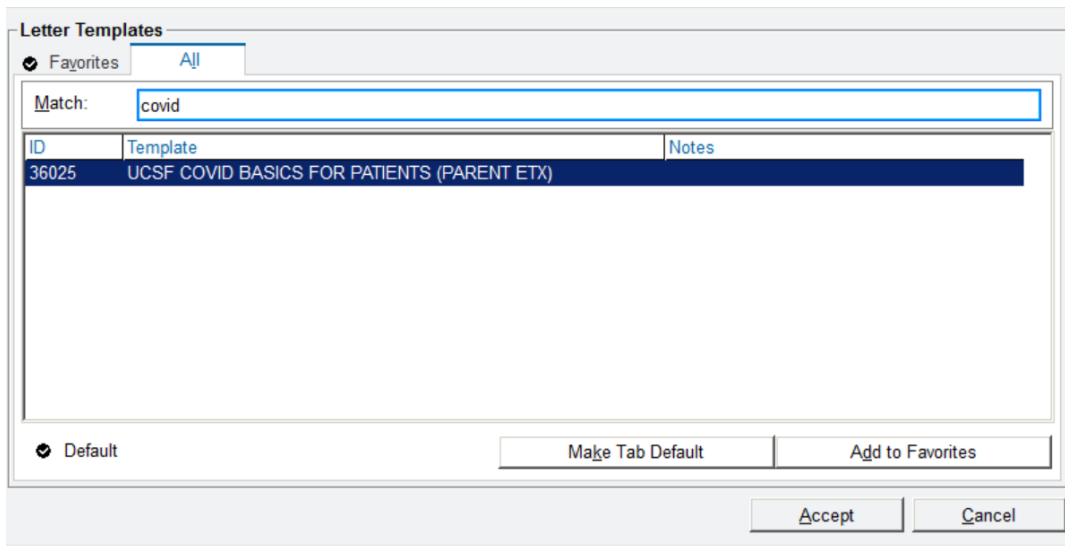
From a Letter (out) encounter, click **New Communication**.



Select **Other** from the template options.

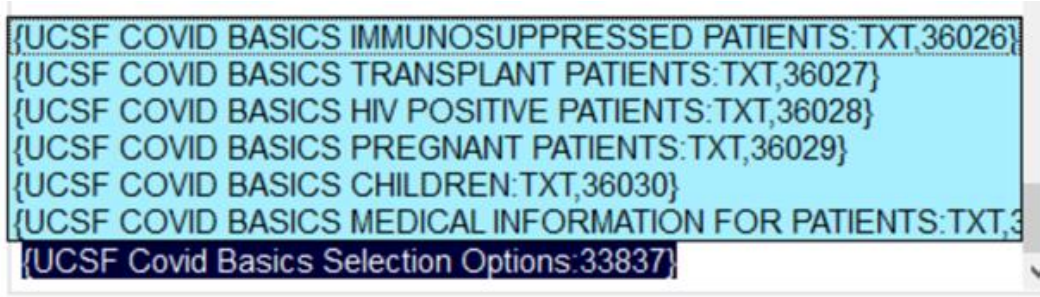


Type **COVID** into the selection window and select *UCSF COVID Basics for Patients (Parent ETX)* and click **Accept**.



The letter will pre-populate with the standard information for all patients. Click F2 to jump to the list of selection options and select the additional instructions that are appropriate for the patient. Options include:

- Immunosuppressed patients
- Transplant patients
- HIV patients
- Pregnant patients
- Children
- Medical information for all patients



Select all that apply and send the letter to the patient.