

SHEET TITLE:

**TYPICAL DOOR MOUNTING SIGN**

SCALE: 3/4" = 1'-0"

DATE: 05/13/20

SHEET:

University of California  
San Francisco

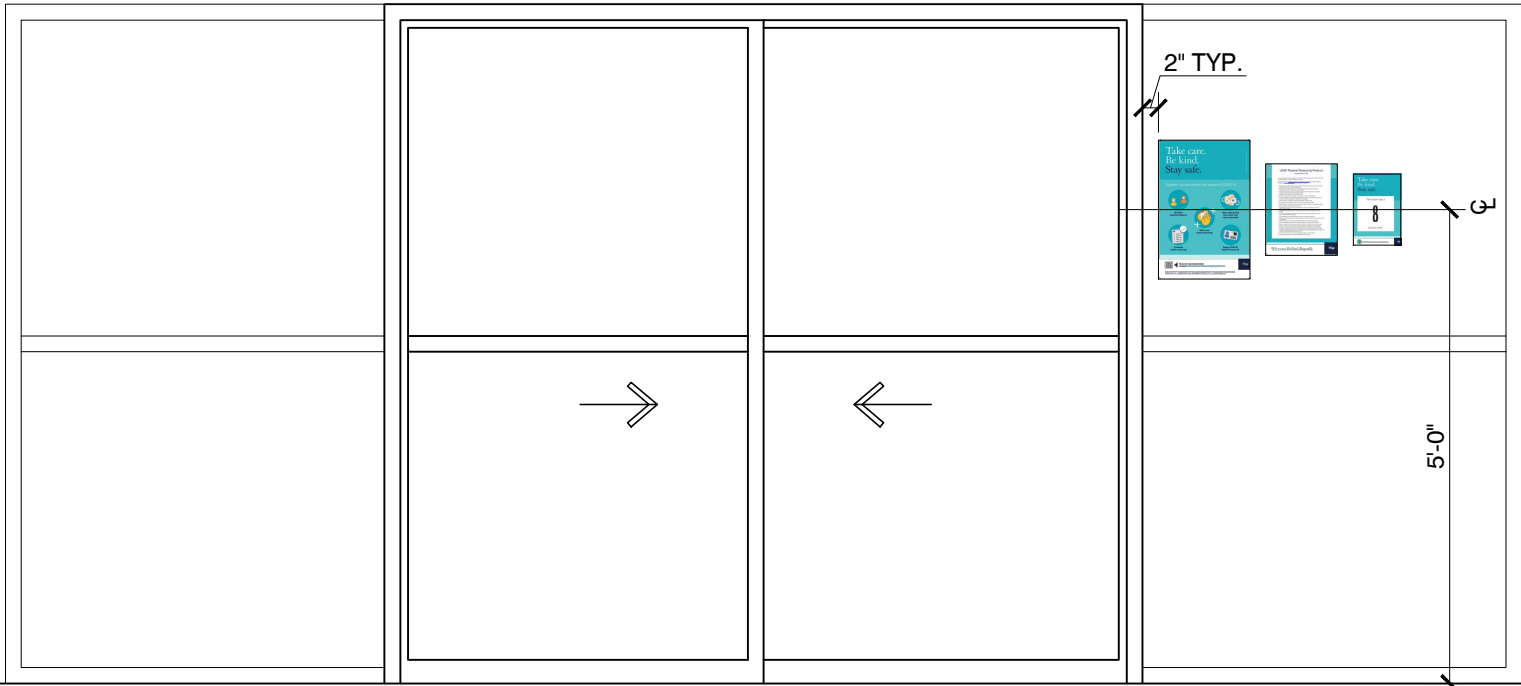
**UCSF Medical Center**

**Health Design & Construction  
UCSF Real Estate**

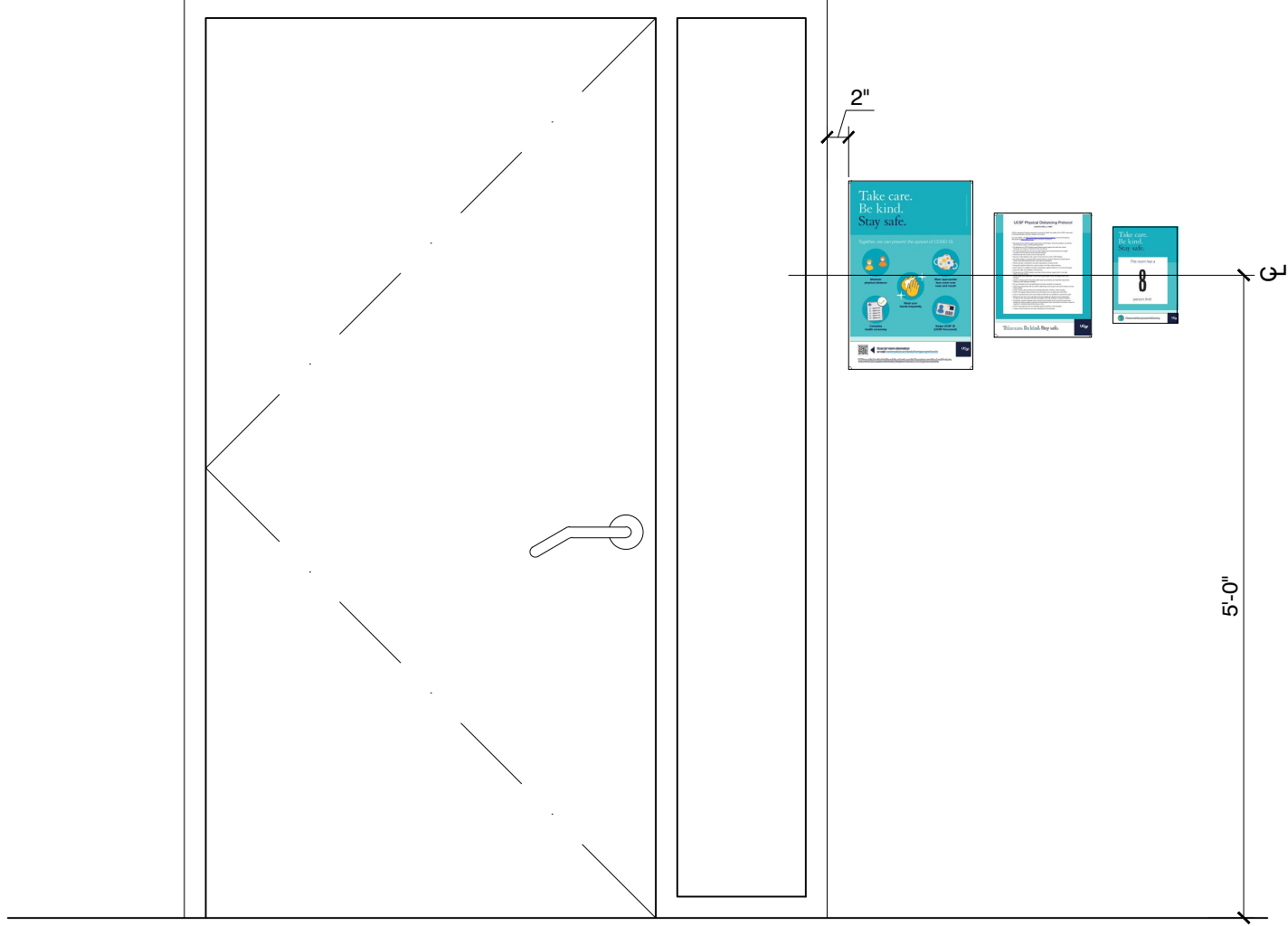
LAUREL HEIGHTS  
3333 CALIFORNIA STREET, SUITE 115  
SAN FRANCISCO, CA 94118  
TEL: (415) 369-7257 FAX: (415) 369-3472

PROJECT:

**GLASS ENTRANCE DOOR**



SCALE: 1/2" = 1'-0" DATE: 05/13/20 SHEET:	SHEET TITLE: <b>TYPICAL DOOR MOUNTING SIGN</b>	
	PROJECT: <b>Health Design &amp; Construction</b> <b>UCSF Real Estate</b> LAUREL HEIGHTS 3333 CALIFORNIA STREET, SUITE 115 SAN FRANCISCO, CA 94118 TEL: (415) 369-7257 FAX: (415) 369-3572	University of California San Francisco <b>UCSF Medical Center</b>



SHEET TITLE:

**TYPICAL DOOR MOUNTING SIGN**

SCALE: **3/4" = 1'-0"**

DATE: **05/13/20**

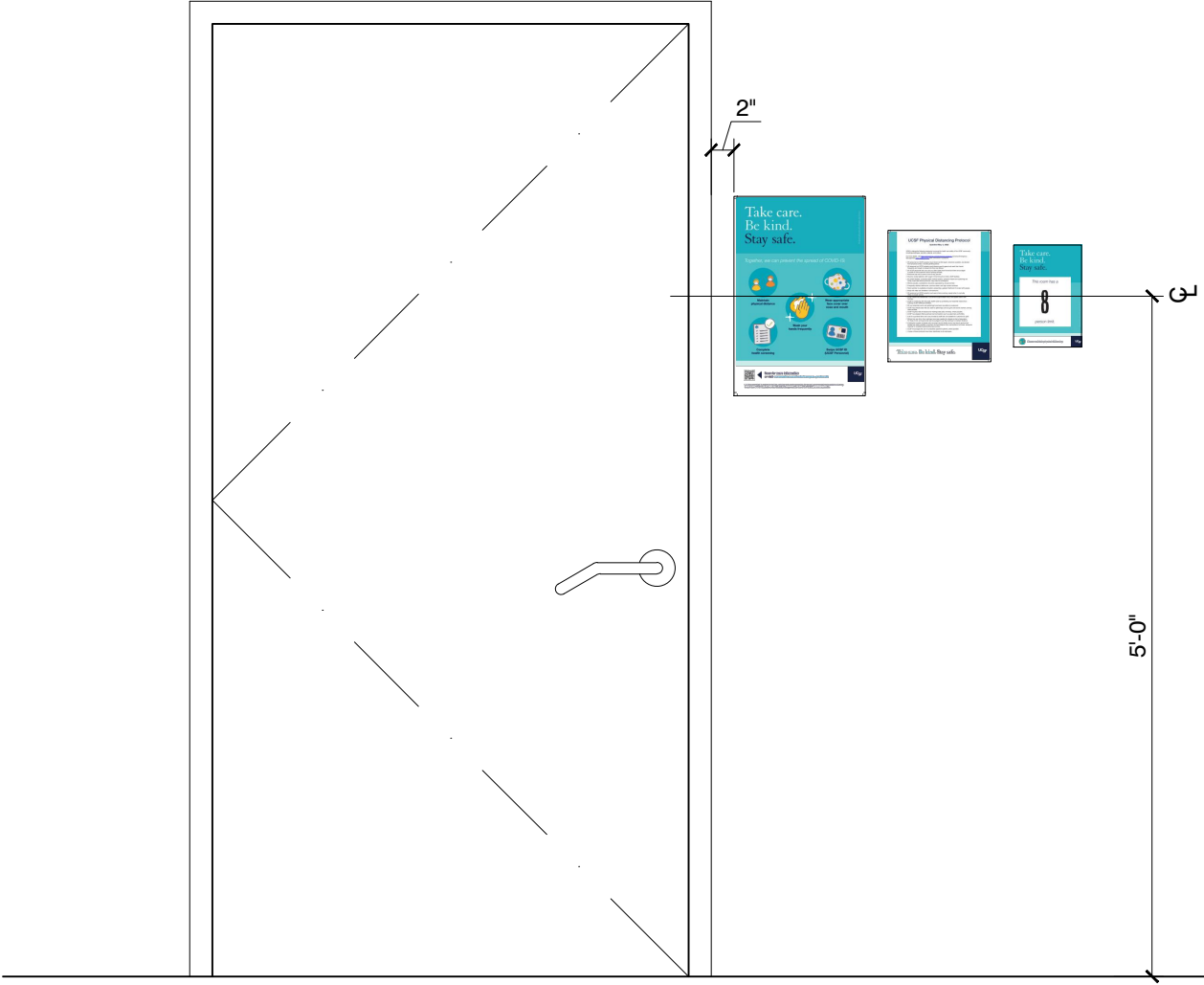
SHEET:

University of California  
San Francisco

**UCSF Medical Center**

**Health Design & Construction  
UCSF Real Estate**  
LAUREL HEIGHTS  
3333 CALIFORNIA STREET, SUITE 115  
SAN FRANCISCO, CA 94118  
TEL: (415) 369-7257 FAX: (415) 369-3472

PROJECT:



SHEET TITLE:

**TYPICAL DOOR MOUNTING SIGN**

SCALE: 3/4" = 1'-0"

DATE: 05/13/20

SHEET:

University of California  
San Francisco

**UCSF Medical Center**

**Health Design & Construction  
UCSF Real Estate**  
LAUREL HEIGHTS  
3333 CALIFORNIA STREET, SUITE 115  
SAN FRANCISCO, CA 94118  
TEL: (415) 369-7257 FAX: (415) 369-3572

PROJECT: